

CONTENTS 目錄

第1單元	a e i u o	02
第2單元	ae eu io	08
第3單元	p m b f	14
第4單元	-p -m -f -b	20
第5單元	t n l ng	26
第6單元	-t -n -l -ng	32
第7單元	辨別 m n ng	38
第8單元	辨別 -m -n -ng	42
第9單元	k h x	48
第10單元	-k -h -x	52
第11單元	c d s r	57
第12單元	c d s r	62
第13單元	w y	68
第14單元	-w -y	74
第15單元	l r d	81
第16單元	c / s / x / h 擦音	87
第17單元	' ^ :	91
第18單元	綜合	95
第19單元	綜合練習	99
第20單元	綜合練習	104

第一單元

a e i u o

一、看圖唸字

a aaa

e eee ae eee



i iii aei iii

o ooo aeio ooo

u uuu aeiou uuu

自己唸一次

全部唸對請老師蓋章



二、熟練：眼明口快

一次唸一行，看誰比較快

a	e	i	u	o
e	i	u	o	a
i	u	o	a	e
u	o	a	e	i
o	a	e	i	u
a	e	i	u	o

三、認識語詞

a

kong

a kong

a a a


a

kong



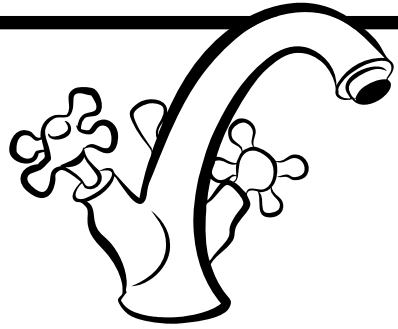
e kong
e k o n g
e e e

ekong




i kong
i k o n g
i i i

ikong





u ka
u k a
u u u

uka



o li
o l i
o o o

oli



四、符號習寫

描——描，寫——寫，邊寫邊念

○ kong ○ kong _____ kong _____ kong

⊙ kong ⊙ kong _____ kong _____ kong

⋮ kong ⋮ kong _____ kong _____ kong

U ka U ka _____ ka _____ ka

○ li ○ li _____ li _____ li

五、小試身手

(一)、聽音著色

把老師唸的標音符號著上顏色

1.

i	a	a	o	u
a	o	a	i	o
a	o	a	e	i
a	o	a	o	a
e	a	e	a	e

2.

u	o	e	u	i
o	e	i	e	o
a	e	e	e	u
u	e	a	i	e
o	i	e	e	o

3.

e	o	i	u	o
u	a	e	o	e
e	u	i	a	u
a	o	i	a	a
e	a	i	e	o

4.


a	u	e	u	i
e	u	a	u	o
i	u	o	u	e
a	o	u	i	u
o	i	i	e	a

5.

a	u	o	u	i
e	o	a	o	e
i	o	i	o	e
a	o	u	o	u
u	i	o	e	a


(二)、看圖說說看，這是什麼？再勾選正確的拼音。

1.




uka

uko




2.



ali

oli

3.



ikong

ekong


4.



ikong

akong

5.



akong

ekong

第二單元


ae eu io

一、認識符號 唸唸看

aa	ee	ii	uu	oo
ae	ai	au	ao	
ea	ei	eu	eo	
ia	ie	iu	io	
ua	ue	ui	uo	
oa	oe	oi	ou	

二、熟練配對唸唸看

一個人畫線搭配，請另一位同學唸唸看。再交換畫線和唸讀。



· a
· e
i ·
· i
· o
· u


· a
· e
o ·
· i
· o
· u

· a
· e
u ·
· i
· o
· u

姓 ^T 名 ^N	唸 ³ 對 ² 幾 ⁴ 個 ⁵

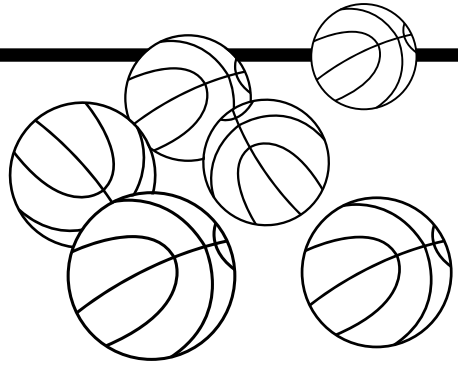
三、認²識⁴語^U詞³

a-a-yaw
a-a-yaw
a a a a
aayaw



a-e-nem
a-e-nem
a e a e
aenem

aenem




a-i-ra
a-i-ra
a i a i
aira

aira




u-i-ni
u-i-ni
u i u i
uini

uini



o-a-mis
o-a-mis
o a o a
oamis

oamis



四_ㄨ、符_ㄈ號_ㄏ習_ㄩ寫_ㄩ

描_ㄇ——描_ㄇ，寫_ㄩ——寫_ㄩ，邊_ㄅ寫_ㄩ邊_ㄅ念_ㄩ

da yaw da yaw _____ yaw _____ yaw

de nem de nem _____ nem _____ nem



da ra da ra _____ ra _____ ra

ui ni ui ni _____ ni _____ ni

da mis da mis _____ mis _____ mis



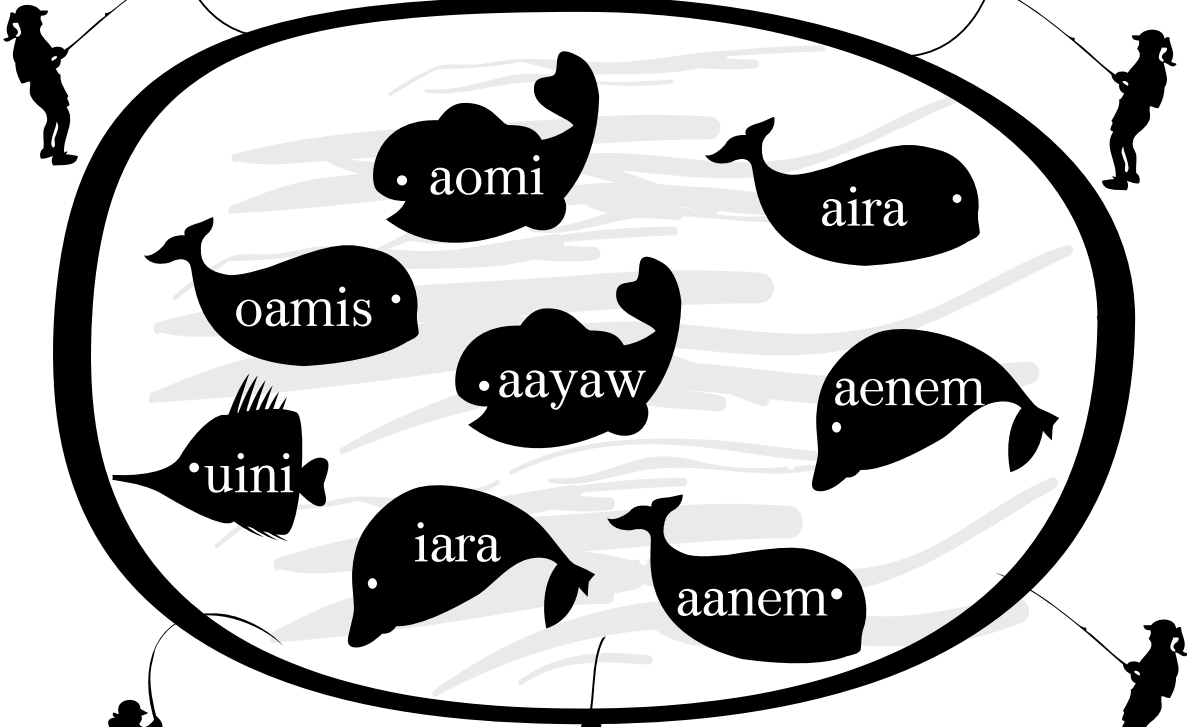
五、小試身手 **1** 步步為營

兩人（組）猜拳決定先後，贏的人（組）先選最近石頭，念對符號就站在石頭上，唸錯就退回上一格；再換下一個人（組）選唸，看誰先過河就贏了。



2 釣魚高手


依據老師唸的詞彙，小朋友將釣竿和標音連起來。



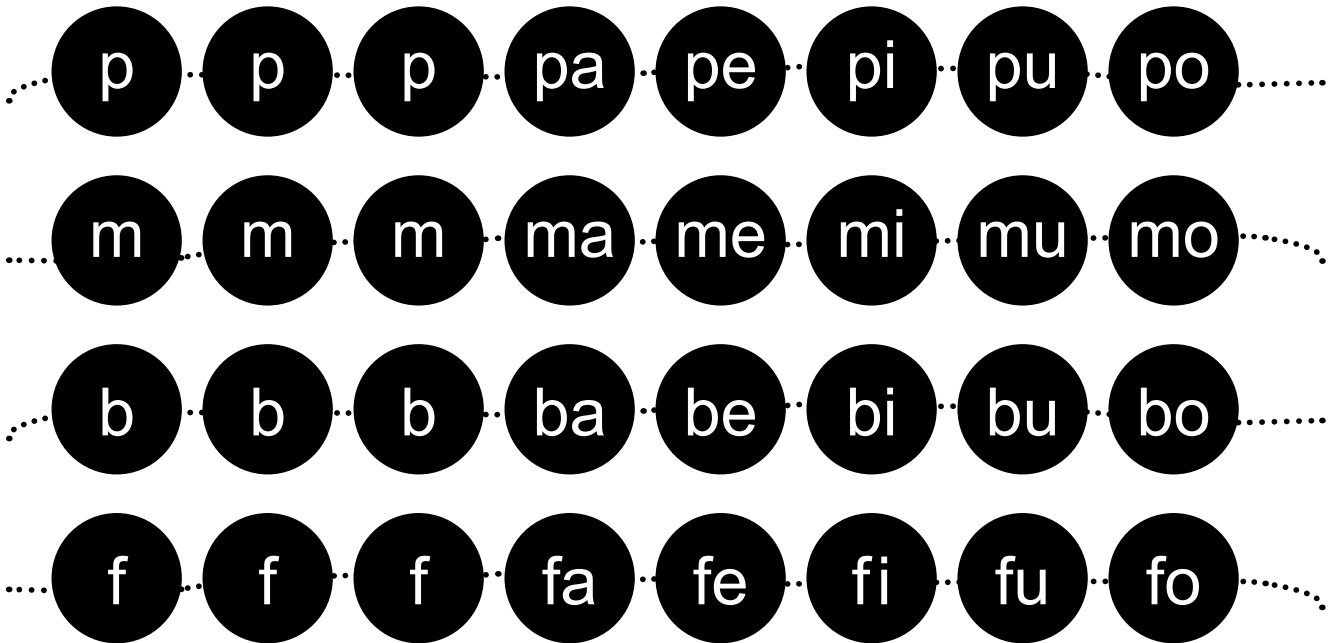
第三單元

p m b f

一、認識符號





二、熟練 aeiuo



自己唸一次

全部唸對請老師蓋章




三_ㄟ、認_ㄣ識_ㄞ語_ㄩ詞_ㄞ

<p>pppaaa p-a p-a pa - pa - pa</p>	<p>p a p a h</p> 
--	---

<p>mmmi m-i m-i mi - mi - mi</p>	<p>mi^mi^</p> 
--	---

<p>bbbuuu b-u b-u bu - bu - bu</p>	<p>bu'is 註_ㄞ fu'is</p> 
--	---

註_ㄞ：bu'is屬_ㄞ於_ㄞ北_ㄞ部_ㄞ阿_ㄞ美_ㄞ語_ㄞ的_ㄞ說_ㄞ法_ㄞ

<p>fffaaa f-a f-a fa-fa-fa</p>	<p>f a o</p> 
--	---

四、符號練習寫


把藏起來的字寫出來，邊寫邊唸

m a m a a a _____

p a' p a k a' a k _____ ' _____ k

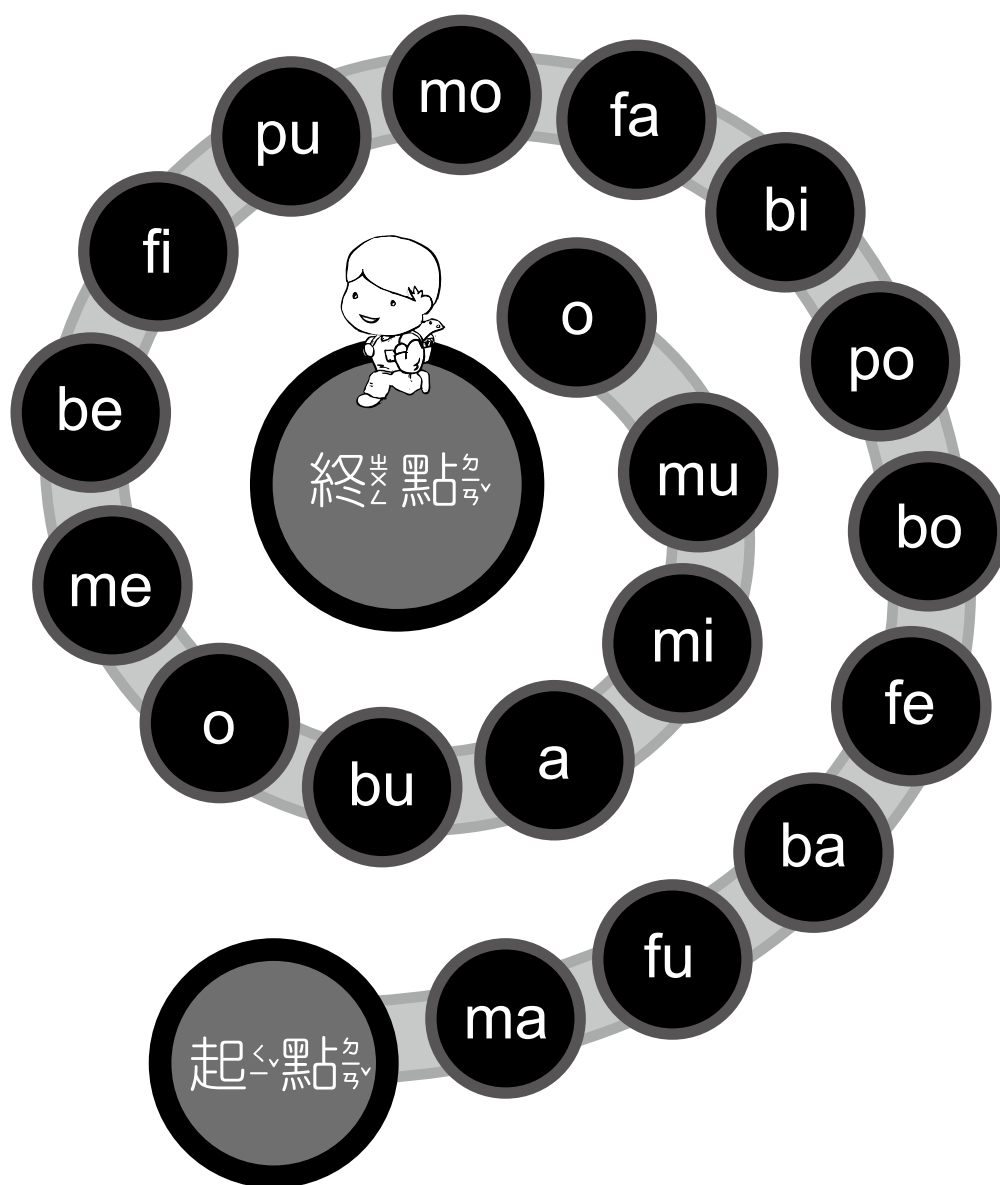
f u f u u u _____

b u' i s u' i s _____ ' _____ s



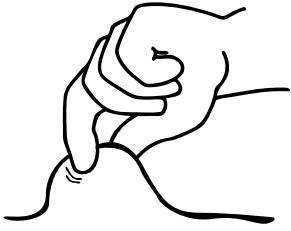
五_ㄨ、小_ㄒ試_ㄕ身_ㄕ手_ㄕ **1** 我_ㄉ會_ㄕ看_ㄕ也_ㄕ會_ㄕ唸_ㄕ

丟_ㄉ骰_ㄕ子_ㄕ，決_ㄕ定_ㄕ往_ㄕ前_ㄕ走_ㄕ幾_ㄕ格_ㄕ，走_ㄕ到_ㄕ哪_ㄕ裡_ㄕ就_ㄕ唸_ㄕ到_ㄕ哪_ㄕ裡_ㄕ。在_ㄕ到_ㄕ終_ㄕ點_ㄕ之_ㄕ前_ㄕ，唸_ㄕ對_ㄕ最_ㄕ多_ㄕ個_ㄕ的_ㄕ人_ㄕ獲_ㄕ勝_ㄕ。




2 讀拼音，在相對意思的圖下面打勾

mi[^]mi[^]






bu'is



papah



fao



六_ㄌ、我_ㄉ會_ㄟ畫_ㄉ音_ㄩ節_ㄝ **1** 畫_ㄉ出_ㄟ老_ㄌ師_ㄕ唸_ㄥ的_ㄝ音_ㄩ節_ㄝ

範_ㄝ例_ㄉ： mama → ma ma

聽_ㄟ老_ㄌ師_ㄕ唸_ㄥ「ma~ma~」，小_ㄒ朋_ㄟ友_ㄟ就_ㄟ把_ㄟ同_ㄟ一_ㄟ個_ㄝ音_ㄩ節_ㄝ的_ㄝ符_ㄝ號_ㄝ框_ㄝ在_ㄟ一_ㄟ起_ㄟ。

1. f u f u

2. e f a

3. b u ' i s

4. b a y i

5. m i f a f a

6. m a m i

2 看_ㄟ看_ㄟ自_ㄟ己_ㄟ畫_ㄉ的_ㄝ音_ㄩ節_ㄝ，再_ㄟ唸_ㄥ一_ㄟ次_ㄟ看_ㄟ看_ㄟ

舉_ㄝ例_ㄉ：小_ㄒ朋_ㄟ友_ㄟ畫_ㄉ「fu fu」，就_ㄟ唸_ㄥ成_ㄟfu~fu~

七_ㄌ、附_ㄝ錄_ㄉ：

papak 和_ㄟ pa'pak buis 和_ㄟ bu'is

加_ㄟ了_ㄟ一_ㄟ撇_ㄟ，唸_ㄥ起_ㄟ來_ㄟ有_ㄟ什_ㄟ麼_ㄟ差_ㄟ別_ㄟ？

討_ㄟ論_ㄟ看_ㄟ看_ㄟ，「mîmî」加_ㄟ了_ㄟ「^」符_ㄝ號_ㄝ是_ㄟ什_ㄟ麼_ㄟ意_ㄟ思_ㄟ？

第四單元

-p -m -f -b

一、認識符號

你唸我唸大家唸

po po po → op op op

ma ma ma → am am am

fi fi fi → if if if

bo bo bo → ob ob ob


二、熟練跟老師唸

op`oppay 呀！ opopay op op op

a'am 啊！ a'am am am am

anuf 呀！ anuf uf uf uf


pacaob 啊！ pacaob ob ob ob



三_ㄙ、認_ㄣ識_ㄣ語_ㄩ詞_ㄘ


o o o p p p
o-p o-p
op op op

op'op'



a a a m m m
a-m a-m
am am am

a'am




u u u f f f
u-f u-f
uf uf uf

anuf



i i i b b b
i-b i-b
ib ib ib

elib



四、符號習寫


把藏起來的字寫出來，邊寫邊唸

op'op _____ 'op _____ 'op

im pic _____ pic _____ pic

anuf an _____ an _____

pacaab paca' _____ paca' _____



五、唸唸看，f、b有什麼不同？


ef ef ef maedef.
 eb eb eb maedeb.

if if if taelif.
 ib ib ib taelib.

of of of miyof.
 ob ob ob miyob.

af af af dafdaf.
 ab ab ab dabdab.

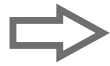
自己唸一次
 全部唸對請老師蓋章



六、小試身手 1

分組決定順序輪流念，一格接一格，只能向右或向下，唸對才可。以看誰念對終點就贏了。(起點mi 終點m)

起點




mi	op	ob	i	bi	e	po
o	fi	a	mi	ib	pi	e
ep	i	pa	ma	b	uf	im
pi	am	b	bi	of	ip	fu
a	b	up	em	f	i	m



終點

2

聽老師念，將正確的標音符號塗上顏色。



1

op'opay

up'upay up'epay

2

paca'of

paca'ef paca'af

3

impix

impih impic

七、附錄：

opop和op'op 'aam和a'am

加了撇，唸起來有什麼差別？

第五單元

t n l ng

一、認識符號



t	t	t	ta	ta	ta	ti	ti	ti
n	n	n	na	na	na	ne	ne	ne
l	l	l	li	li	li	le	le	le
ng	ng	ng	ngi	ngi	ngi	ngo	ngo	

二、熟練

ta ta ta ti ti le pe leng
ta na ta ma ma ta ma
li lil lil ma ma lep lep pen
fil fil ngos ngos ma lo nem
ngis ngis nger nger
ngol ngol en

自己唸一次


全部唸對請老師蓋章



三_ㄙ、認_ㄩ識_ㄕ語_ㄩ詞_ㄘ


t t t ta ta ta
t-a t-a
ta ta ta tata!

tata



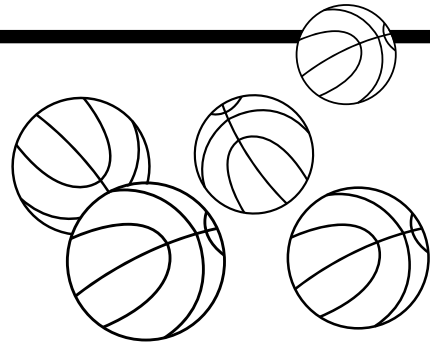
n n n ne ne ne
n-e n-e ne ne
ne nemnem
o nemnem koni.

nemnem




l l l li li li
l-i l-i
li li li lima
lima ko mali.

lima



ng ng ng ngo ngo ngo
ng-o ng-o
ngo ngo ngo ngota
mangota ko nanom.

ngota



四、符號習寫


把藏起來的字寫出來，邊寫邊唸

tata ta

nemnem nem

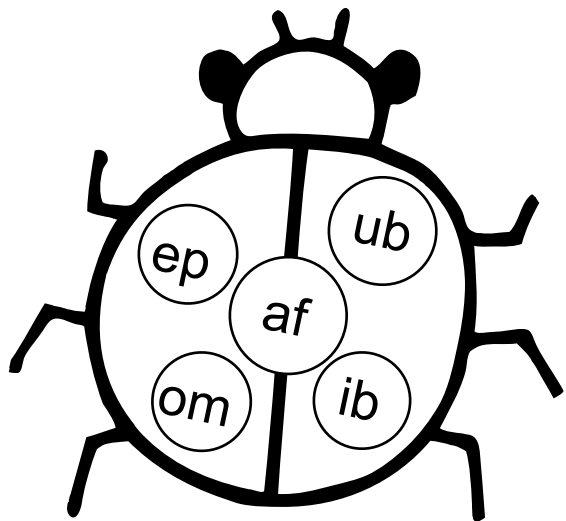
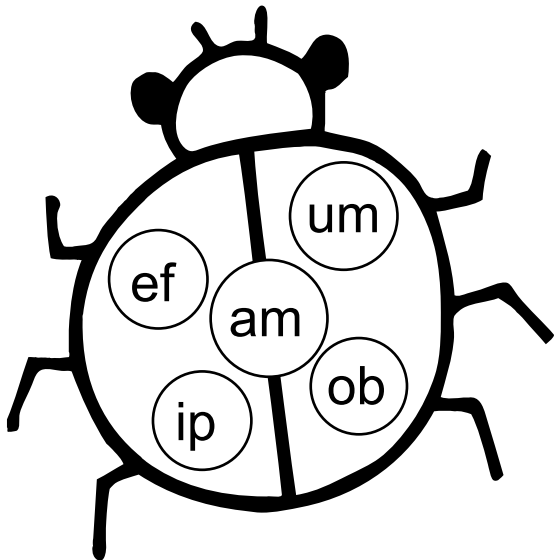
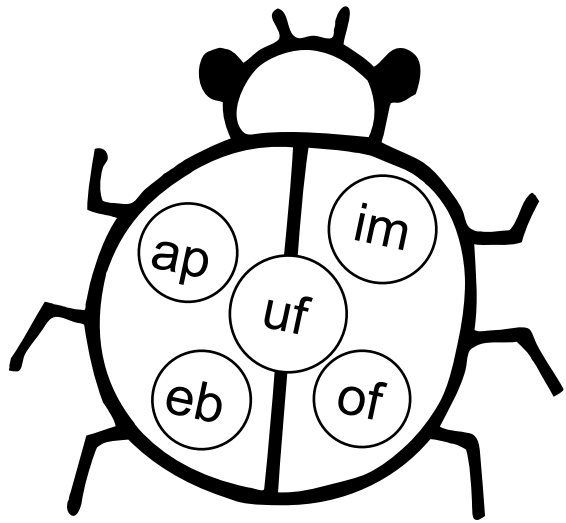
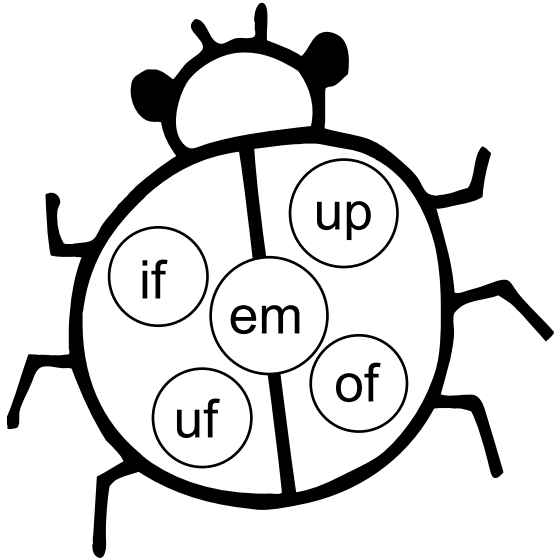
'er 'er 'er

ngoyos yos yos




五_ㄨ、小_ㄒ試_ㄕ身_ㄕ手_ㄕ

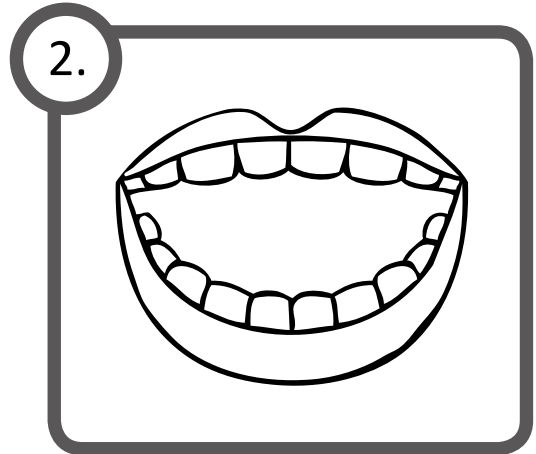
1 請_ㄑ幫_ㄅ瓢_ㄆ蟲_ㄕ畫_ㄎ上_ㄕ顏_ㄩ色_ㄕ，根_ㄍ據_ㄊ老_ㄌ師_ㄕ唸_ㄣ的_ㄕ音_ㄩ著_ㄕ色_ㄕ。



2 聽老師念，你來填入 t n l ng




_____ a _____ a




_____ oyos



_____ em _____ em



_____ i'e _____



七_ㄑ、聽_ㄊ老_ㄌ師_ㄕ念_ㄋ，我_ㄉ會_ㄨ畫_ㄎ音_ㄩ節_ㄐ

例_ㄌ如_ㄨ：畫_ㄎ成_ㄔ「lili」畫_ㄎ完_ㄨ了_ㄌ自_ㄉ己_ㄐ再_ㄨ念_ㄋ念_ㄋ看_ㄎ

1. tata

2. lepel

3. lafi

4. tali

5. titi

6. tama

7. ngengen

8. li`er

9. ngoyos

10. tao

第六單元

-t -n -l -ng

一、認識符號

ti ti ti → it it it
na na na → an an an
lo lo lo → ol ol ol
ngi ngi ngi → ing ing ing


二、熟練

① ot ot ot → li mo ot

'at'at'at → a'at'at

② en en en → koma'en

on on on → na'on



③ al al al → mi'al'al


il il il → ma fa il

④ 'ong'ong'ong → mi ta'ong

'ang'ang'ang → ta'angay

自_ㄉ己_ㄐ唸_ㄣ一_ㄟ次_ㄘ


全_ㄉ部_ㄅ唸_ㄣ對_ㄟ請_ㄣ老_ㄠ師_ㄕ蓋_ㄟ章_ㄘ




三_ㄟ、認_ㄠ識_ㄕ語_ㄩ詞_ㄘ

iii ttt
i-t i-t it it it
mi`it`it to ukak.

mi'it'it



a a a n n n
a-n a-n an an an
lalan no loma.



o o o l l l
o-l o-l
ol ol ol
i papah ko o'ol.



i i ng ng ng
i-ng i-ng ing ing ing
mi'inga'ing ko wawa.




四、符號練習寫

描一次，寫一次，再全部寫一次

o' o' _____

ma'en ma' _____



mi'it'it mi' _____

mita'ong mita' _____

五、 小試身手 **1** 藍白大對戰


拼三個詞彙，最先拼完三個詞彙就是勝利者

ma	of	ta	le	na	mi	ca	el
pel	im	ma	ngo	pa	on	en	ong
fu	ma	mi	ol	fu	lam	mi	la
ca	yos	li	pa	ko	pic	o	of


2 唸——唸，將意思相對應的字和圖連起來



•



•



•

ta'angay

mita'ong

•

•

o'ol

mi'it'it

•



•

komaen

lalan

•

•



3 聽老師唸，將正確的畫○

1

mita'on

[]

tamiong

[]

2

maenko

[]

komaen

[]

3

tangaay

[]

ta'angay

[]

4

mititi

[]

mi`it`it

[]

第七單元

辨別 -t -n -l -ng

一、分辨讀音 唸唸看看

maan → ma ma ma

nanam → na na na

ngangan → nga nga nga

mi^mi^ → mi mi mi


nima → ni ni ni

ngisngis → ngi ngi ngi

maan → mo mo mo


nanam → no no no

ngangan → ngo ngo ngo



自己唸一次


全部唸對請老師蓋章



二、 分辨語詞

m m m a a a
m a m a
ma ma ma
ci mama ako

mama
wama
ama



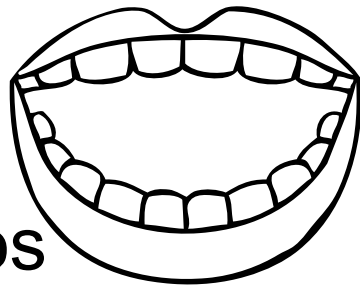
n n n o o o
n o n o
no no no
o nonol koni.

nonol



ng ng ng o o o
ngo ngo ngo
ongoyoskoni.

ngoyos



三、 符號習寫 邊寫邊唸

mama ma _____ ma

no nol _____ nol _____ nol

ngo yos _____ yos _____ yos

四、小試身手


1 聽聽老師唸，哪個語詞發出的音，請圈起來

ma

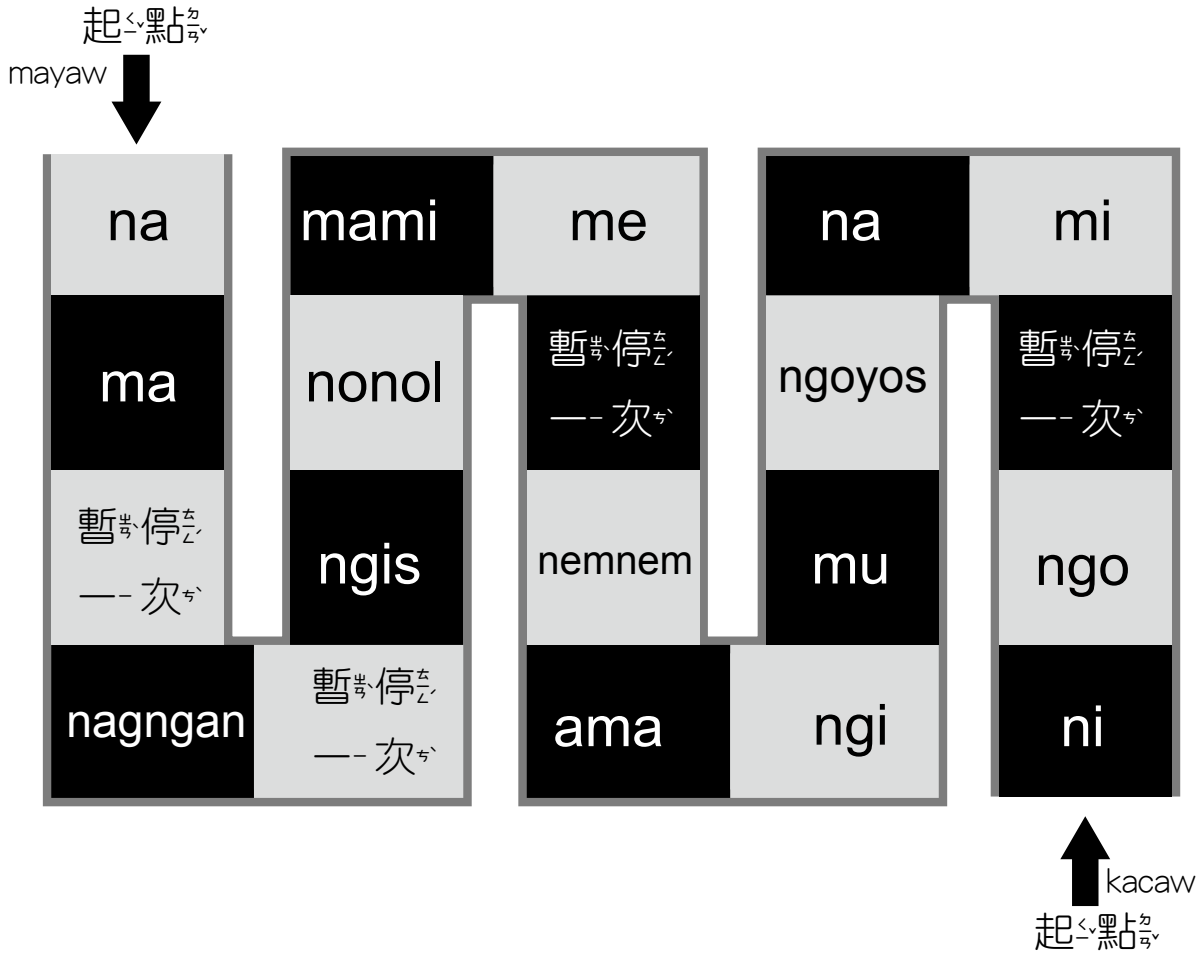
ngis

mi^

nem



3 分成兩組，各從一頭出發，輪流擲骰子，依照點數前進，看誰先到達對方的起點就勝利：



五、畫音節、唸音節

聽聽老師怎麼唸，跟著唸一次，再畫出音節。例如：sa o si

- | | | |
|-------------|------------|------------|
| 1. ngangan. | 2. ninip | 3. nemnem. |
| 4. mimi^mi. | 5. ngoyos. | 6. mamaan. |

第八單元

辨別 m -n -ng

一、分辨讀音 唸唸看

a'am a a'am → am am am

maan a maan → an an an

angcep a angcep → ang ang ang

la'om a la'om → om om om

na'on a na'on → on on on

mita'ong a mita'ong → ong ong ong


'em'em a 'em'em → em em

fafaen a fafaen → en en en


impic a impic → im im im

emin a emin → in in in


ingaing a ingaing → ing ing ing




二、 分辨語詞

<p>a a a m m m a m a m am am am a'am a'am</p>	<p>a'am</p> 
---	--

<p>a a a n n n a n a n an an an to'eman to ko romiad.</p>	<p>to'eman</p> 
---	--

<p>o o o n g n g n g o n g o n g ong ong ong mata'ong to singsi.</p>	<p>ta'ong</p> 
--	--


<p>e e e m m m e m e m em em em mi'em'em to doka'.</p>	<p>'em'em</p> 
--	---

<p>e e e n n n e n e n en en en fafa'en ko safa.</p>	<p>fafa'en</p> 
--	---

i i ng ng ng
 i ng i ng ing ing ing ingaing
 ingaing kora wawa.



自己唸一次
全部唸對請老師蓋章




三、符號習寫 邊寫邊唸

a'am a' _____ a' _____

maan ma _____ ma _____

angcep _____ cep _____ cep

im pic _____ pic _____ pic



e min

e _____

e _____

ing aing

_____ aing


_____ a _____

四、小_ㄒ試_ㄕ身_ㄕ手_ㄕ

1

先_ㄒ唸_ㄕ上_ㄕ面_ㄕ的_ㄕ口_ㄕ訣_ㄕ，再_ㄕ跟_ㄕ圖_ㄕ片_ㄕ發_ㄕ音_ㄕ一_ㄕ樣_ㄕ的_ㄕ口_ㄕ訣_ㄕ連_ㄕ起_ㄕ來_ㄕ

1



- op op op
- im im im
- eb eb eb

2



- in in in
- en en en
- an an an

3



- ing ing ing
- eng eng eng
- ngi ngi ngi

4




- em em em
- eng eng eng
- en en en

5



· am am am
· im im im
· em em em

6



· om om om
· on on on
· em em em


2

猜拳決定先後，依照擲骰子點數向前，幸運遇到到梯子的端點，就順著梯子爬上去(註)，看誰先到達終點。答錯就退一步。

eng	em	in	on	ing	en	ang
im	am	om	ngi	un	ngo	ong
ung	um	an	ngu	im	nge	on
in	eng	em	nga	ung	ngu	om
nga	am	en	un	ing	um	ngi

註

例如走到第2格am，唸對了就沿著梯子上升到an那一格，下一次就從an出發，唸錯就退回到原本的位置。



五_ㄨ、畫_ㄏ音_ㄩ節_ㄉ 唸_ㄣ音_ㄩ節_ㄉ 我_ㄨ會_ㄏ唸_ㄣ3個_ㄉ音_ㄩ節_ㄉ的_ㄉ字_ㄐ

聽_ㄊ聽_ㄊ老_ㄌ師_ㄕ怎_ㄉ麼_ㄉ唸_ㄣ，跟_ㄎ著_ㄉ唸_ㄣ一_ㄉ次_ㄉ，再_ㄉ畫_ㄏ出_ㄊ音_ㄩ節_ㄉ

1.aenem

2.ingaing

3.maemin

4.na'onen

5.ingaing

6.pila'om

第九單元


k h x

一、認識符號

k	k	a a a a	k	a	k	a	ka ka ka ka
k	k	o o o o	k	o	k	o	ko ko ko ko
h	h	e e e e	h	e	h	e	he he he he
h	h	u u u u	h	u	h	u	hu hu hu hu
x	x	i i i i	x	i	x	i	xi xi xi xi


自己唸一次

全部唸對請老師蓋章




二、認識語詞

k a ka kaka	<p>kaka</p>
----------------	-------------



k o ko
koko

koko




h e he
he he
heci

heci




h u hu
huhu
mi-hulul

mi-hulul



x i xi
xi xi
^exiw

^exiw



三、符號習寫 把藏起來的字寫出來

kaka

ka _____

koko

ko _____

he ci ci ci

hu lul lul lul

^e x | w ^e w ^e w

四、跟老師唱


ini ko widang a ko

5 1 | 1 1 | 1 7 1 | 2 0 |
ce-cay to-sa to-lo se-pat

5 2 | 2 2 | 2 1 2 | 3 0 |
i - cu - wa ko wi - dang a - ko


1 3 | 5 0 | 6 6 | 5 0 |
i - ti - ni i - ti - ni

4 4 | 3 3 | 2 2 | 1 — ||
i - ni ko wi - dang i - ko



五^ㄨ、小^ㄒ試^ㄕ身^ㄕ手^ㄕ


唸^ㄣ唸^ㄣ看^ㄎ選^ㄒ出^ㄕ和^ㄎ圖^ㄕ相^ㄕ對^ㄕ應^ㄕ的^ㄕ字^ㄕ小^ㄒ朋^ㄕ友^ㄕ找^ㄕ出^ㄕ請^ㄕ在^ㄕ √ 起^ㄕ來^ㄕ



koko

kako

kaka



kaka

koko


kako



hemay

heci

hulul



capox

cicax

^exiw

六^ㄌ、附^ㄕ錄^ㄕ：討^ㄕ論^ㄕ看^ㄎ看^ㄎ，hulul加^ㄕ了^ㄕmi是^ㄕ什^ㄕ麼^ㄕ意^ㄕ思^ㄕ？

第十單元


-k -h -x

一、認識符號

ka ka ka	→	ak ak ak
ha ha ha	→	ah ah ah
xa xa xa	→	ax ax ax
ho ho ho	→	oh oh oh
xo xo xo	→	ox ox ox

二、熟練

a	a	k k k	a	k	a	k	ak ak ak
e	e	k k k	e	k	e	k	ek ek ek
a	a	h h h	a	h	a	h	ah ah ah
o	o	h h h	o	h	o	h	oh oh oh
a	a	x x x	a	x	a	x	ax ax ax
o	o	x x x	o	x	o	x	ox ox ox



三、 認 識 語 詞


a-k-a-k
ak-ak-ak 'ak'ak




e-k-e-k ek-ek-ek
pi-tek pitek



a-h-a-h ah-ah-ah
fa-lah falah



o-h-o-h oh-oh-oh
fo-ke-loh
fokeloh



a-x-a-x ax-ax-ax
ci-cax cicax



o-x-o-x ox-ox-ox
ca-pox capox




四、 繞 口 令

1 ek-ek-ek pi-tek
pi-tek pi-tek ma-pitek



2 oh-oh-oh fo-ke-loh
tolo tolo fo-ke-loh





3 ak-ak-ak 'ak-'ak
'ak-'ak 'ak-'ak ma-'ak'ak




4 ah-ah-ah fa-lah
fa-lah fa-lah mi-fa-lah

五、符號習寫 邊寫邊唸

'ak' ak 'ak' _____ 'ak' _____

fa lah fa _____ fa _____

ci caX ci _____ ci _____





六、小試身手 **1** 唸——唸 連連看

falah
to
papah


cecay
ko
cicax

tolo
ko
fokeloh

pitek
ko
alapit



2 唸唸看 選出和圖相對應的字
小朋友找出請在□ ㄨ 起來



pitek

'ak'ak


tata'ak

附錄：跟老師唱

數字歌 1 至 10

4/4

1 1	1 1	3 5	3 1	
ce-cay	to-sa	to-lo	wa-wa	
2 2	2 2	7 2	7 5	
se-pat	li-ma	en-em	wa-wa	
1 1	1 1	3 5	3 1	
pi-to	fa-lo	si-wa	po-lo	
5 4	3 2	1	7 1 —	
ma-la-ce-cay		to	ki-ta	



第^ㄉ十^ㄕ一^ㄩ單^ㄩ元^ㄩ

c d s r

一、認^ㄣ識^ㄕ符^ㄕ號^ㄘ


c	c	e e e	c	e	c	e	ce ce ce
c	c	u u u	c	u	c	u	cu cu cu
d	d	a a a	d	a	d	a	da da da
d	d	o o o	d	o	d	o	do do do
s	s	i i i	s	i	s	i	si si si
r	r	u u u	r	u	r	u	ru ru ru

二、認^ㄣ識^ㄕ語^ㄩ詞^ㄘ

c e ce ce ce	
ce-lem	celem

c u cu cu cu	
cu-ka-cuk	cukacu

da da da da
da-dac-dac



do do do do
do-ka'




sa sa sa sa
sa-fa



si si si si
sing-si



re re re re
re-mes



ru ru ru ru
ru-kut




三、符號習寫 邊寫邊唸

oukaou ___ uka ___ u ___ uka ___ u

dadacdac ___ a ___ ac ___ ac

___ c ___ c



sling si _____ ing _____ ing _____

nukut _____ u kut _____ kut


四^ㄇ、來^ㄌ唱^ㄕ歌^ㄕ

4/4

(前 ^ㄕ 奏 ^ㄕ)	5. <u>6</u> 5 <u>1 1</u>	3 2 1 —	
	1 1 5 —	1 1 5 —	
	I na aw	a ma aw	
	5 3 2 1	2 3 5 —	
	sa li ka ka	ma po long	
	1 1 5 —	1 1 5 —	
	nga'ay ho	ko na mo	
	5. <u>6</u> 5 —		
	(ci a moy)		
	5. <u>6</u> 5 <u>1 1</u>	3 2 1 —	
	ci a moy ko nga	ngan a ko	

五、小試身手


跟老師唸 猜猜看是什麼意思



ma-cukacuk



doka ko wa'ay





nga'ay ho singsi



i kilang ko ru-kut.

六_ㄌ、附_ㄈ錄_ㄌ：

討_ㄊ論_ㄌ看_ㄎ看_ㄎ，cukacuk加_ㄐ上_ㄕma變_ㄅ成_ㄕ
ma-cukacuk是_ㄕ什_ㄕ麼_ㄇ意_ㄩ思_ㄕ？

第^二十^二單元^ウ


c d s r

一、認^認識^識符^符號^號

ca ca ca → ac ac ac
di di di → id id id
se se se → es es es
ro ro ro → or or or


二、熟^熟練^練

a	a	c c c	a	c	a	c	ac ac ac
u	u	c c c	u	c	u	c	uc uc uc
i	i	d d d	i	d	i	d	id id id
o	o	d d d	o	d	o	d	od od od
e	e	s s s	e	s	e	s	es es es
i	i	r r r	i	r	i	r	ir ir ir
o	o	r r r	o	r	o	r	or or or




三、 認 識 語 詞

a c ac
ac-ac
pa-la-fac



pa-la-fa

u c uc
uc-uc
mi-te-luc




mi-te-luc

i d id
id-id
li-lid



li-lid

o d od
od-od
ma-hod



ma-hod

i s is
is-is
fu'is (bu'is)



fu'is (bu'is)

e s es
es-es
fo-kes



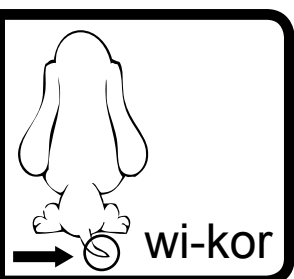
fo-kes

l r ir
ir-ir
si-sir



si-sir

o r or
or-or
wi-kor



wi-kor

四、 符 號 習 寫

用 彩 色 筆 描 一 描

再 寫 一 寫

pala fac pala _____ pala _____

mite luc mite _____ mite _____

fu' is fu' _____ fu' _____

fo kes fo _____ fo _____

si sir si _____ si _____

wi kor wi _____ wi _____


五、 小試身手

1 跟老師唸出詞彙句子，猜猜看他得的意思，再跟符合的圖連起來。

palafac
to
futing

mi-celem
ko
cidal


i kilang
ko
rukut



wikor
no
wacu

ma- doka'
ko
wa'ay

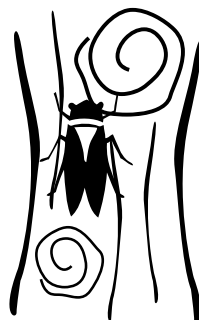

ma-remes
ko
kamay



miteluc
ci
kaka

adihay
ko
fu'is

ikilang
ko
dadacdac



2


聽老師唸的尾音是哪一個




foke _____ ① s ② r ③ d



telu _____ ① d ② c ③ s



fu'i _____ ① c ② s ③ r




wiko _____ ① d ② s ③ r



maho _____ ① d ② c ③ s



lafa _____ ① r ② s ③ c



六、畫音節 唸音節

跟著老師唸一次，再畫出音節。並且把母音畫一條底線。如：(c e) (l e m)

- | | |
|------------------|-------------------|
| 1. c e l e m | 2. a d a c d a c |
| 3. c u k a c u k | 4. d o k a ' |
| 5. s a f a | 6. s i n g s i |
| 7. r e m e s | 8. r u k u t |
| 9. m i t e l u c | 10. l i l i d |
| 11. m a h o d | 12. f u ' i s |
| 13. f o k e s | 14. w i k o r |
| 15. s i s i r | 16. p a l a f a c |


第十三單元


w y


一、認識符號

	a	e	i	o	u
w	wa	we	wi		
y	ya	ye	yi	yo	yu

二、認識語詞


w a wa w a wa wa-cu wacu	wacu	
--------------------------------	------	---

w i wi w i wi wi-kol wikol	wikol	
----------------------------------	-------	---




y a ya
y a ya
ya-ta-yat
yatayat

yatayat




y i yi
y i yi
yi-s
yis

yis



y o yo
y o yo
yo-fing
yo-fing

yo-fing



三_ㄙ、符_ㄈ號_ㄠ習_ㄩ寫_ㄩ 邊_ㄅ寫_ㄩ編_ㄅ唸_ㄩ

Wa cu _____ cu _____

Wi kol _____ kol _____

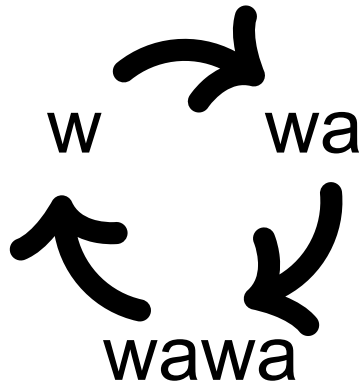
ya tayat _____ tayat _____

yǐ s _____ s _____
 yǒ fīng _____ fīng _____

四、拼音練習

方法：子音 → 發展成子音加母音 → 發展成一個詞彙


範例： w → wa → wawa



小朋友，請你利用這個方法

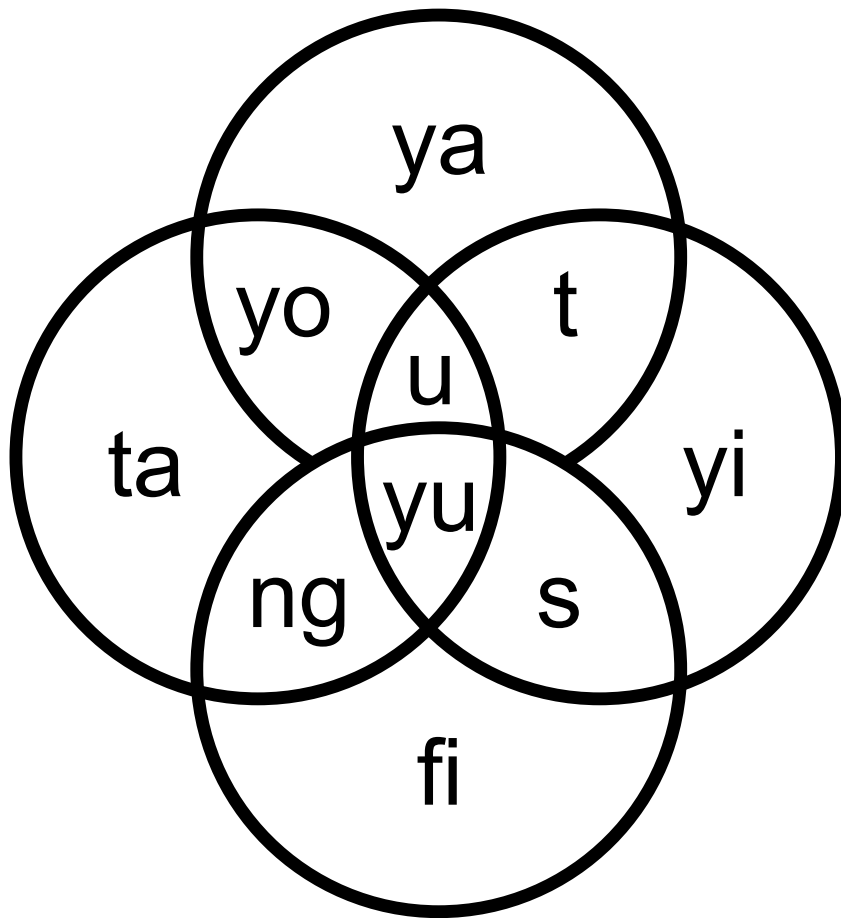
練習 wacu wikol (一個詞彙一個圖形)

延伸學習：你還知道其他的語詞嗎？



五、 拼音練習二

任選兩格塗上相同的顏色，將這兩格合起來唸唸看，唸對得1分，若構成一個有意義的字再得1分



計分表

	第一組	第二組	第三組
第一次			
第二次			
第三次			


六、小試身手 1 詞彙應用




a- u.




a-ta- at



-kol.



a -a




c -c




o-w



w -



y -f ng.



2

尋_ㄒ寶_ㄅ遊_ㄩ戲_ㄘ

將_ㄐ找_ㄓ出_ㄓ完_ㄨ整_ㄓ的_ㄓ詞_ㄘ彙_ㄩ圖_ㄘ上_ㄓ相_ㄒ同_ㄓ顏_ㄩ色_ㄘ



第十四單元


-w -y

一、認識符號


子音 母音	w	y
a	aw	ay
i	iw	iy
o	ow	oy
u		uy

二、熟練

wa wa wa → aw aw aw
 ya ya ya → ya ya ya
 wi wi wi → iw iw iw
 yi yi yi → iy iy iy




a a a a
w w w w
aw aw aw
'aw-'aw 'aw'aw




a a a a
y y y y
ay ay ay
wa-ay wa'ay

wa'ay



i i i i
w w w w
iw iw iw
'iw'iw 'iw'iw

'iw'iw




i i i i
y y y y
iy iy iy
iyrah iyrah

iyrah



<p>o o o o w w w w o w o w o w owak owak</p>	<p>owak</p> 
--	---

<p>o o o o y y y y o y o y o y oyanan oyanan</p>	<p>oyanan</p> 
--	---


四、符號練習寫

'aw 'aw ' 'aw _____

wa'ay wa' wa' _____

'iw 'iw ' 'iw _____

iy rah _____ rah _____




oWak _____ ak _____

oy anan _____ anan _____

五^x、看_ㄎ圖_ㄊ說_ㄕ話_ㄘ

1.mimaanay koya wacu?



2.i cowwaay ci kaka? i



3.mamaan kiso?



sa kako.

4.




sa kita .

5.mi



to epah ci mama.

6.o



ko impic ako.

六、小試身手

1

注意聽

依據老師唸的學生詞的順序，填1到6

1. oyanan


2. aykor

3. iyrah


4. 'iw'iw

5. owak

6. 'aw'aw




1



汪
汪

2



3



4



5




6




2 仔細聽老師唸的短語，並看圖，對的請○，錯的請打×


1. mi'aw'aw kora wacu.




2. aykor kako.



3. iw'iw sa ko tiyad ako.




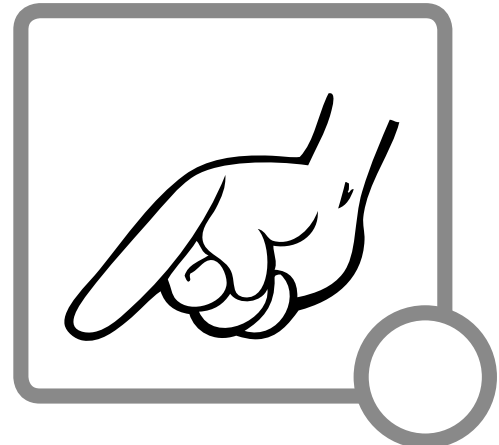
4. iyrah! malaheciay to ako.



5. owak han ni safa ko nanom.



6. oyanan to a katayalan.



第_ㄉ十_ㄕ五_ㄨ單_ㄉ元_ㄩ

l r d

一、配_ㄉ對_ㄉ唸_ㄩ唸_ㄩ看_ㄕ

母 _ㄇ 音 _ㄩ 子 _ㄗ 音 _ㄩ	a	e	i	o	u
l	la	le	li	lu	lo
r	ra	re	ri	ru	ro
d	da	de	di	du	do

二、熟_ㄕ練_ㄕ唸_ㄩ——唸_ㄩ

1


oli oli li li li
 riko riko ri ri ri
 dipot dipot di di di

2


malolay malolay lo lo lo
ropas ropas ro ro ro
dongec dongec do do do

3

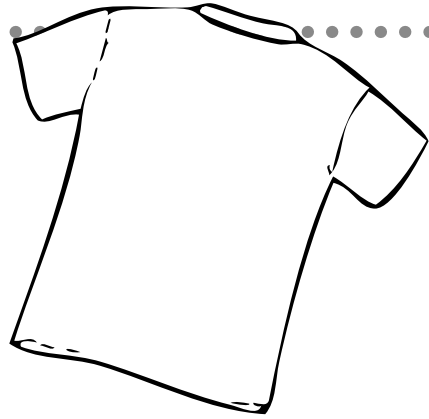
lalan lalan la la la
raracan raracan ra ra ra
dateng dateng da da da




三_ㄙ、認_ㄩ識_ㄕ語_ㄩ詞_ㄘ




oli oli li li li



riko riko ri ri ri



lalan lalan la la la



raracan raracan
ra ra ra




dateng dateng
da da da

四、認識符號

子音 母音	l	r	d
a	al	ar	ad
e	el	er	ed
i	il	ir	id
u	ul	ur	ud
o	ol	or	od

al a l al tongal tongal matongal
 er er er ti'er ti'er mi ti'er
 ud ud ud litud litud malitud



五、 唱——唱

3/4 | 3 3 5 | 1 1 3 | 2 1 2 3 | 4
 lu - la - la lu - la - la lu - la - lu - la ley

| 2 1 | 7̣ 6 | 5 7̣ | 1 — ||
 lu - la lu - la lu - la ley

4/4 | 6 - 6 2 | 4 42 2 0 |
 lil-lil-ko ta - ni - kay

| 2 6 2 2 | 4 42 2 0 |
 ma-ni-kal to ci - i - na

| 2 6 2 2 | 4 42 2 0 |
 mi-ma-an a ma-ra-tar


| 2 6 2 2 | 4 — 2 0 |
 pi-na-ngan no pang - cah

| 2 6 6 | 2 6 6 2 | 4 42 2 0 ||
 'a - lu - lu 'a - lu - lu 'a - lu - ti - par

六、小試身手

聽老師唸，選出正確的音。

- () 1. ma _____ lay ① lu ② le ③ lo
- () 2. o _____ ① da ② re ③ li
- () 3. ko _____ ① li ② ri ③ di
- () 4. kut _____ ① re ② ra ③ ru
- () 5. teng _____ ① da ② du ③ di
- () 6. e _____ ng ① da ② do ③ de
- () 7. tong _____ ① al ② ar ③ ad
- () 8. ti' _____ ① ed ② el ③ er
- () 9. lit _____ ① ur ② ud ③ ul
- () 10. ti _____ d ① li ② ri ③ di



第十六單元

c / s / x / h 擦音

一、配對唸唸看

ccay ccay ce ce ce

spat spat se se se

hlip hlip he he he

cfos cfos ce ce ce

slal slal se se se

'xiw 'xiw xi xi xi

hcek hcek he he he

二、認識語詞

C


ccay
cecay



cfos
cefos




cfang
cefang




S



spat
sepat




slal
selal



sma
sema



X 'xiw
^exiw






h

hlip
help


hcek
hecek

hfong
hefong



四、聽老師唸（擦音）聲音，再跟著唸及畫線

1



cacay

c cay

2



sema

sma

3



cfos

cefos


4



hfong

hehon

5



sepat


spat

6



hlip

helip




第_ㄉ十_ㄕ七_ㄕ單_ㄉ元_ㄩ


， ㄤ 。

， 咽_ㄩ頭_ㄤ

'a'am
aam




wa'ay
waay



na'on
naon



'mec
mec



'pah
pah



doka'
doka



foti'
foti




喉頭




alo
alo




alol
alol



fa
fa



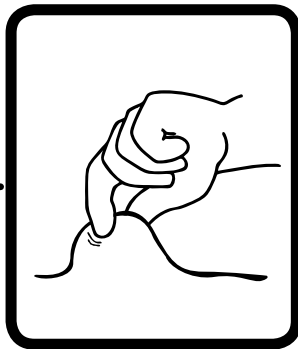
do
do



du[^]du
dudu




mi[^]mi
mimi




ad[^]ad[^]
adad



註[※] ad[^]ad[^] = wadwad



: 長_ㄤ音_{ㄩㄣ}



i ti:ra
itira



kare:teng
kareteng




mao:kak
maokak



maso:so:
masoso:




二_ㄉ、跟_ㄉ著_ㄉ老_ㄌ師_ㄕ唸_ㄣ，再_ㄉ將_ㄉ正_ㄘ確_ㄩ的_ㄉ標_ㄅ音_{ㄩㄣ}
圈_ㄩ起_ㄉ來_ㄉ




() ^nem

() ^do



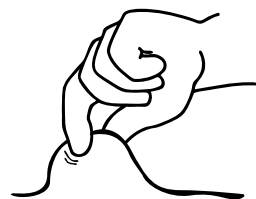
() ^fa

() ^do



() ^alo

() ^lol



() mi^mi

() ^m^m



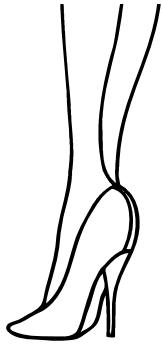
() mami'

() loma'



() 'mec

() 'pah



() wa'ay

() na'on



() doka'

() foti'



() maolah

() mao:lah



() i tira



() i ti:ra




() mao:kak

() maso:so



() kare:teng

() kareteng



第_ニ十_ハ八_ツ單_ヲ元_ヲ

綜_ト合_セ


一、複_ク習_ト

母 _ノ 音 _ヲ 子 _ノ 音 _ヲ	a	e	i	o	u
	aa	ee	ii	oo	uu
p	pa	pe	pi	po	pu
m	ma	me	mi	mo	mu
f	fa	fe	fi	fo	fu
b	ba	be	bi	bo	bu


子 _ノ 音 _ヲ 母 _ノ 音 _ヲ		p	m	f	b
a	aa	ap	am	af	ab
e	ee	ep	em	ef	eb
i	ii	ip	im	if	ib
o	oo	op	om	of	ob
u	uu	up	um	uf	ub

二、我會唸有符號的籃球，將會唸的籃球投進籃框裡。


第一組


aa	ip	fe	ub	mo	ee	am	bu
up	ot	ap	af	ib	me	ti	pu
		ba	bo	fi	om		

第二組

oo	ab	ta	po	em	fo	it	ef
mi	ep	op	if	eb	mu	tu	af
		um	ut	ot	bi		

第三組

ii	at	ab	fa	ma	to	uu	pa
of	up	pi	uf	ob	m	te	fu
		et	pe	im	be		

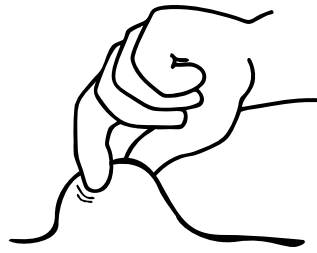


三_ㄙ、看_ㄎ圖_ㄊ念_ㄋ口_ㄎ訣_ㄐ，將_ㄐ正_ㄗ確_ㄑ畫_ㄎ○



() e e e

() a a a




() mi^mi^

() mama



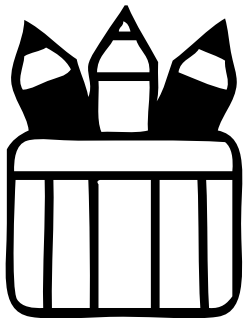
() e e e

() o o o




() im im im

() am am



() u u u

() i i i

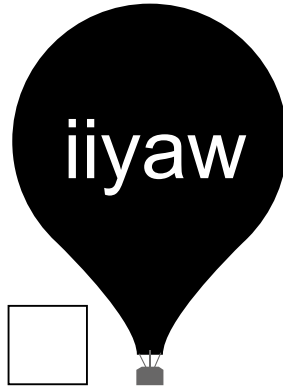


() op op op

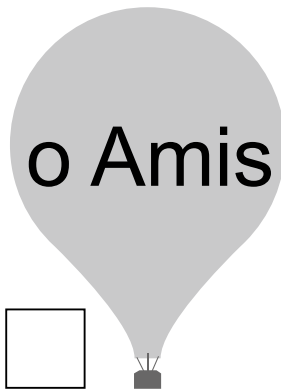

() up up up

二、我會聽老師唸，將正確的符號在 打 \checkmark

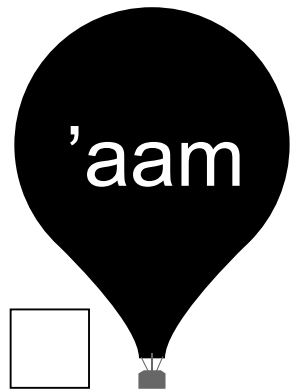

1



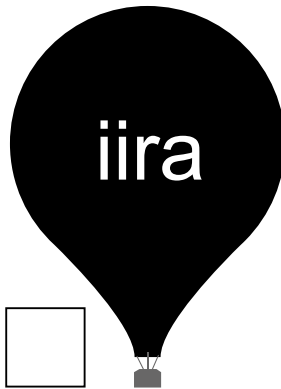
2




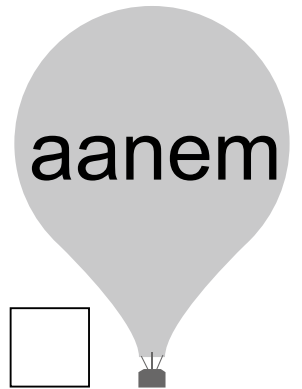

3



4



5



第^ㄉ十^ㄕ九^ㄩ單^ㄇ元^ㄩ

綜^ㄗ合^ㄕ練^ㄇ習^ㄩ

子 ^ㄩ 音 ^ㄩ \ 母 ^ㄇ 音 ^ㄩ	a	e	i	o	u
t	ta	te	ti	to	tu
n	na	ne	ni	no	nu
l	la	le	li	lo	lu
ng	nga	nge	ngi	ngo	ngu
k	ka	ke	ki	ko	ku
h	ha	he	hi	ho	hu
x	xa	xe	xi	xo	xu

子 ^ㄩ 音 ^ㄩ \ 母 ^ㄇ 音 ^ㄩ	t	n	l	ng	k	h	x
a	at	an	al	ang	ak	ah	ax
e	et	en	el	eng	ek	eh	ex
i	it	in	il	ing	ik	ih	ix
o	ot	on	ol	ong	ok	oh	ox
u	ut	un	ul	ung	uk	uh	ux

二、我會玩賓果遊戲

(1.) 我和你比賽看看誰先贏


全班分成兩組，輪流選符號唸，唸到的就圈起來，看那一組先連成3條直線。(斜線也可以)

ta	hi	uh	nge	ol
eh	on	ka	hu	xi
ngi	ku	li	to	an
lu	ex	ngo	ak	ti
ot	ang	en	ni	ung

ot	ang	en	ni	ung
ngi	ex	uh	ak	ti
lu	on	li	hu	xi
ol	nge	ngo	nge	ol
eh	ku	ka	to	an


(2.) 我會玩也會自己寫符號

選你想要的符號填進去空格，再玩一次賓果遊戲。



三_ㄙ、我_ㄉ會_ㄟ看_ㄎ也_ㄝ會_ㄟ唸_ㄣ

1




1.ngoyos
2.ngoso'

2



1.lolon
2.lalan

3




1.filfil
2.silsil

4




1.capox
2.cicax

5




1.a'al
2.o'ol

6



1.kaka
2.koko



1.pipik
2.pitek



1.komaan
2.komaen



1.'ak'ak
2.mimi`



1.ta'angay
2.mita`ong

三、想一想，看圖找標音，再填入正確的選項。

01.
o'ol

02.
impic

03.
ta'angay

04.
fokeloh

05.
mi`itit


06.
mapitek

07.
cicax


08.
heci

09.
ma'ak'ak


10.
antox




1

i papah ko () 


2

()  ko alapit

3

adihay ko () 


4

cecay ko () 


5

()  to okak


6

()  sa kora wawa

7

o ()  koni

8

tolo ko () 

9

o ()  ni mama koni

10


()  ko 'a'am

第二十單元

綜合練習

母音	a	e	i	o	u
子音 c	ca	ce	ci	co	cu
子音 d	da	de	di	do	du
子音 s	sa	se	si	so	su
子音 r	ra	re	ri	ro	ru
子音 w	wa	we	wi	wo	wu
子音 y	ya	ye	yi	yo	yu
子音 ' (apostrophe)	a'	e'	i'	o'	u'
子音 ^ (hat)	a^	e^	i^	o^	u^
子音 : (colon)	a:	e:	i:	o:	u:

子音	c	d	s	r	w	y	'	^	:
母音 a	ac	ad	as	ar	aw	ay	a'	a^	:a
母音 e	ec	ed	es	er	ew		e'	e^	:e
母音 i	ic	id	is	ir			i'	i^	:i
母音 o	oc	od	os	or	ow	oy	o'	o^	:o
母音 u	uc	ud	us	ur	uw	uy	u'	u^	:u



一、聽_ク老_シ師_ノ唸_ヲ，將_シ聽_ク到_ル的_レ符_フ號_ヲ塗_リ上_テ相_ト同_ク顏_ヲ色_ヲ，一_ニ次_ニ用_ク一_ニ種_ノ顏_ヲ色_ヲ喔：

or	ad	ec	is	ru	iw	do	sa	oy	aw
is	sa	aw	ec	iw	or	oy	ad	ru	do
sa	iw	ad	or	ec	oy	is	ru	do	aw
aw	sa	iw	oy	is	ec	ad	do	or	ru
aw	or	sa	iw	oy	ad	ec	is	ru	do

二、我_レ會_シ玩_ブ○ ×

2人_ノ一_ニ起_ニ玩_ブ同_ク一_ニ題_ヲ，輪_ヒ流_シ選_ビ符_フ號_ヲ唸_ヲ並_ニ作_ル記_ス號_ヲ，看_テ誰_ノ的_レ記_ス號_ヲ可_シ以_テ先_ニ連_ル成_シ一_ニ條_ノ直_ク線_ヲ。

(斜_ク線_ヲ也_レ可_シ以_テ)

so	wa	ri	oy	oc	aw		
yo	de	da	is	er	iw		
cu	ro	si	ud	ed	ay		


三、依提示寫符號，再連連看。

依照代號寫下標音，再將2個標音湊成字的符號和符合的圖連在一起。

- 【1】cu 【2】fu 【3】te 【4】sa 【5】wi 【6】ta 【7】ya 【8】mi
 【9】fa 【10】ka 【11】luc 【12】kor 【13】'is 【14】cuk 【15】yat

(4 9)

(sa fa)



(7 6 15)

()

(2 13)

()




(8 3 11)

()


(5 12)

()



(1 10 14)

()



四_ㄨ、 念_ㄣ一_一念_ㄣ、 勾_ㄅ選_ㄩ正_ㄕ確_ㄩ的_ㄩ詞_ㄕ彙_ㄕ




() fokes

() fakes



() rukut

() lokut



() pasisir

() pusion



() celem

() colem




() doka'

() roka'




() faho

() mahod



() cawcaw

() sawsaw



() wa'ay

() wa'ay



基隆市
阿美語
標準音教材

出版者	基隆市政府教育處
發行人	蕭錦利
主辦單位	基隆市政府教育處
承辦單位	基隆市中興國小
總召集人	蕭錦利
副召集人	李春國
執行秘書	劉美蘭、邱和德
總編輯	蕭世楓
編輯群	林秀美、林秀歌、黃麗美
地址	基隆市安樂區安樂路二段164號8樓
電話	(02)2430-1505
網址	http://210.240.1.43/mho/
美編印刷	婕映企業社
電話	(02)2437-3964
初版	中華民國102年12月